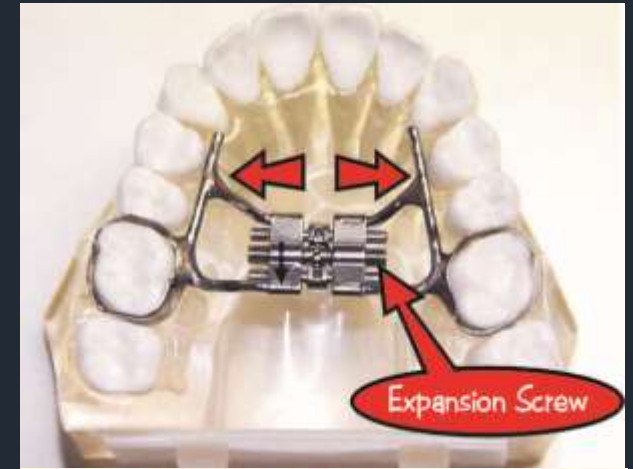
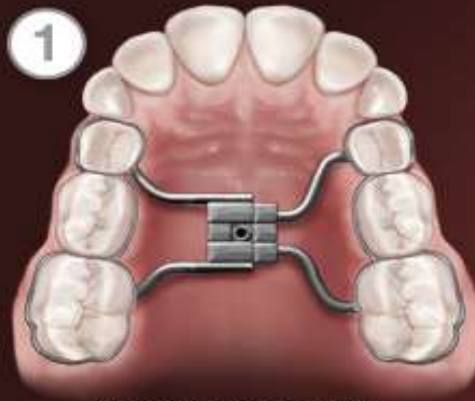


RAPID MAXILLARY EXPANSION APPLIANCE

A narrow palate can be corrected easily up until puberty by using a palatal expander. This will improve the position of the teeth creating an aesthetically pleasing smile.



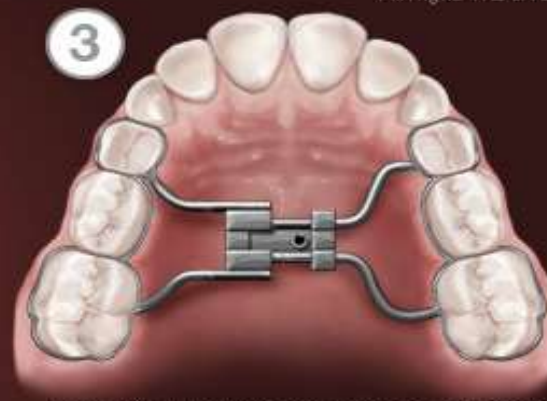
HOW IT WORKS



A palatal expander is placed to widen the palate and correct tooth position.



A "key" is inserted into the screw hole of the palatal expander and as it is turned, tension is created stimulating bone growth.



Following palatal expansion, an ideal arch form is established creating enough space for the eruption and alignment of the adult teeth.

©2012 Dear Doctor, Inc.
All Rights Reserved.