

MANAV RACHNA UNIVERSITY
(A UNIT OF UTHAN EDUCATIONAL TRUST)
SECTOR - 43, DELHI SURAJKUND ROAD, FARIDABAD
BALANCE SHEET AS ON MARCH, 2017

	SCHEDULE	AMOUNT (Rs.)
<u>SOURCES OF FUNDS :</u>		
DEVELOPMENT FUND		24,384,000
SECURED LOANS	A	136,188,416
UNSECURED LOANS		108,127,900
LONG TERM LIABILITIES	B	6,880,129
TOTAL		275,580,445
 <u>APPLICATION OF FUNDS :</u>		
<u>FIXED ASSETS</u>		
GROSS BLOCK	C	712,388,726
LESS : DEPRECIATION		424,733,085
NET BLOCK		287,655,641
CWIP		91,583,477
		379,239,118
 <u>CURRENT ASSETS</u>		
STOCK OF CONSUMABLE ETC.		2,599,180
FEES RECEIVABLE FROM STUDENTS		7,272,743
CASH & BANK BALANCE		1,509,011
ADVANCES	D	4,397,955
FIXED DEPOSIT IN BANK	J	2,518,755
		18,297,644
 <u>CURRENT LIABILITIES & PROVISIONS</u>		
OTHER CURRENT LIABILITIES	E	229,066,401
EXPENSES PAYABLE	F	19,551,036
SUNDRY CREDITORS		23,284,617
		271,902,054
NET CURRENT ASSETS		(253,604,410)
 EXCESS OF EXPENDITURE OVER INCOME		 149,945,737
 TOTAL		 275,580,445

AS PER OUR REPORT OF EVEN DATE ATTACHED IN FORM OF 10B

FOR MOHTA GUPTA AND ASSOCIATES

CHARTERED ACCOUNTANTS

(FIRM REGN. No. : 007777N)

E176, Sector 11, Faridabad

DELHI SURAJKUND ROAD, FARIDABAD

AKHILESH CHANDRA GUPTA

(PARTNER)

MEMBERSHIP No. : 085901

PLACE : FARIDABAD

DATE : 11.09.2017

A. C. GUPTA

For MANAV RACHNA UNIVERSITY

(Auth. Signatory)

(Auth. Signatory)

MANAV RACHNA UNIVERSITY
(A UNIT OF UTHAN EDUCATIONAL TRUST)
SECTOR - 43, DELHI SURAJKUND ROAD, FARIDABAD
INCOME AND EXPENDITURE ACCOUNT FOR THE YEAR ENDED 31.03.17

	SCHEDULE	AMOUNT (Rs.)
<u>INCOME :</u>		
FEES FROM STUDENTS		282,027,723
INTEREST INCOME		192,990
OTHER INCOME/RECEIPTS		7,224,141
TOTAL OF INCOME		289,444,854
<u>EXPENSES :</u>		
PERSONNEL EXPENSES	G	130,011,054
STUDENT WELFARE & TRAINING EXPENSES	J	20,320,363
BOOKS & SUBSCRIPTION CHARGES		3,072,172
RESEARCH & DEVELOPMENT EXPENSES		4,582,582
OPERATIONAL & ADMINISTRATIVE EXPENSES	H	106,723,183
FINANCIAL EXPENSES	I	27,134,437
TOTAL OF EXPENSES		291,843,791
EXCESS OF EXPENDITURE OVER INCOME BEFORE DEPRECIATION		(2,398,937)
DEPRECIATION	C	40,222,146
EXCESS OF EXPENDITURE OVER INCOME AFTER DEPRECIATION		(42,621,083)
SURPLUS \ (DEFICIT) BROUGHT FORWARD FROM LAST YEAR		(107,324,654)
BALANCE CARRIED TO BALANCE SHEET		(149,945,737)

AS PER OUR REPORT OF EVEN DATE ATTACHED IN FORM OF 10B

FOR MOHIT GUPTA AND ASSOCIATES
 CHARTERED ACCOUNTANTS
 (FIRM REGN. No. : 007777N)

For MANAV RACHNA UNIVERSITY

OH 1176, Sector 11,
 Delhi and Town
 FARIDABAD
 AKHILESH CHANDRA GUPTA
 (PARTNER)
 MEMBERSHIP No. : 085901
 PLACE : FARIDABAD
 DATE : 11.09.2017
A. C. GUPTA
 Chartered Accountant
 Membership No. 85001

(Auth. Signatory)

(Auth. Signatory)

MANAV RACHNA UNIVERSITY
(A UNIT OF UTHAN EDUCATIONAL TRUST)
SCHEDULES FORMING PART OF BALANCE SHEET

AS ON
31ST MARCH, 2017

	SCHEDULE-"A"
	AMOUNT (Rs)
SECURED LOAN	
HDFC TERM LOAN	135,827,656
TOYOTA FINANCIAL SERVICE	360,760
TOTAL	136,188,416

	SCHEDULE-"B"
	AMOUNT (Rs)
LONG TERM LIABILITIES	
CAUTION MONEY OLD BATCHES	4,372,224
SECURITY FROM STAFF	1,398,905
ALUMNI FUND	1,109,000
TOTAL	6,880,129


	SCHEDULE-"J"
	AMOUNT (Rs)
FIXED DEPOSIT	
PUNJAB NATIONAL BANK(56703)	500,000
PUNJAB NATIONAL BANK(56712)	700,000
PUNJAB NATIONAL BANK(60690)	500,000
PUNJAB NATIONAL BANK(60706)	700,000
INTEREST ACCURED ON FDR	118,755
TOTAL	2,518,755

	SCHEDULE-"D"
	AMOUNT (Rs)
ADVANCES	
ADVANCE TO SUPPLIERS	2,225,568
ADVANCE TO STAFF	168,465
SECURITY DEPOSIT	900,000
PREPAID EXPENSES	1,084,623
TDS RECEIVABLE FROM I.T. DEPTT.	19,299
TOTAL	4,397,955



FOR MANAV RACHNA UNIVERSITY


(Auth. Signatory)


(Auth. Signatory)

MANAV RACHNA UNIVERSITY
(A UNIT OF UTHAN EDUCATIONAL TRUST)

SCHEDULES FORMING PART OF BALANCE SHEET

AS ON
31ST MARCH , 2017


OTHER CURRENT LIABILITIES	SCHEDULE-"E" AMOUNT (Rs)
SECURITY FROM STUDENTS WITHIN ONE YEAR	1,675,230
HOSTEL SECURITY	7,583,789
BANK ACCOUNTS	8,989,748
FEE RECEIVED IN ADVANCE	12,805,201
BRANCH & DIVISION	198,012,433
TOTAL	229,066,401

EXPENSES PAYABLE	SCHEDULE-"F" AMOUNT (Rs)
TDS PAYABLE	1,433,052
E.S.I. PAYABLE	20,242
P.F. PAYABLE	64,613
WCT PAYABLE	310,992
AUDIT FEE PAYABLE	270,000
OTHER EXPENSES PAYABLE	9,174,125
SALARY & WAGES PAYABLE	8,278,012
TOTAL	19,551,036

FOR MANAV RACHNA UNIVERSITY




(Auth. Signatory)


(Auth. Signatory)


MANAV RACHNA UNIVERSITY
(A UNIT OF UTHAN EDUCATIONAL TRUST)

SCHEDULES FORMING PARTS OF INCOME & EXPENDITURE ACCOUNT

FOR YEAR ENDED
31ST MARCH, 2017


PERSONNEL EXPENSES	SCHEDULE-"G"
	AMOUNT (Rs)
SALARY TO FACULTY INCLUDING ALL ALLOWANCES	90,072,730
SALARY TO NON TEACHING STAFF	17,999,421
CONTRACTUAL STAFF	13,438,773
VISITING FACULTY	5,463,172
EMPLOYER SHARE TO P.F.	427,898
EMPLOYER SHARE TO ESI	81,504
GRATUITY	852,229
STAFF WELFARE EXPENSES	1,675,327
TOTAL	130,011,054

STUDENT WELFARE & TRAINING EXPENSES	SCHEDULE-"J"
	AMOUNT (Rs)
STUDENT WELFARE EXPENSES	6,513,805
SPORTS EXPENSES	2,113,835
SCHOLARSHIP & DISCOUNTS	10,441,124
STUDENT TRAINING & LAB CONSUMABLES	1,251,599
TOTAL	20,320,363



FOR MANAV RACHNA UNIVERSITY


(Auth. Signatory)


(Auth. Signatory)

MANAV RACHNA UNIVERSITY
(A UNIT OF UTHAN EDUCATIONAL TRUST)

SCHEDULES FORMING PARTS OF INCOME & EXPENDITURE ACCOUNT

FOR YEAR ENDED
31ST MARCH, 2017


OPERATIONAL & ADMINISTRATIVE EXPENSES	SCHEDULE-"H" AMOUNT (Rs)
ELECTRICITY EXPENSES	20,937,714
REPAIR AND MAINTENANCE - BUILDING	3,068,784
REPAIR AND MAINTENANCE - OTHER	4,624,731
MAINTENANCE - PUBLIC HEALTH	156,643
STUDENT EVALUATION & ASSESSMENT	13,318,250
STUDENT SEMINARS & EVENTS	13,326,446
FACULTY & STAFF DEVELOPMENT	776,726
CONVEYANCE AND TRAVELLING	1,057,612
LEGAL AND PROFESSIONAL CHARGES	1,541,200
PRINTING AND STATIONERY	1,142,760
RENT	1,297,534
TELEPHONE EXPENSES	564,416
RATES & TAXES	119,782
MESS EXPENSES	12,998,077
INSURANCE EXPENSES	747,129
STUDENT ADMISSION EXPENSES	21,574,934
POSTAGE EXPENSES	27,460
UNIVERSITY CHARGES	8,657,326
AUDIT FEE	295,000
OTHER ADMINISTRATIVE EXPENSES	490,659
TOTAL	106,723,183

FINANCIAL EXPENSES	SCHEDULE-"I" AMOUNT (Rs)
INTEREST ON SECURED LOAN	20,481,376
INTEREST ON UNSECURED LOAN	6,357,930
FINANCIAL CONSULTANCY	90,000
BANK CHARGES	205,131
TOTAL	27,134,437

FOR MANAV RACHNA UNIVERSITY




(Auth. Signatory)


(Auth. Signatory)

MANAV RACHNA UNIVERSITY
(A UNIT OF UTHAN EDUCATIONAL TRUST)
SECTOR - 43, DELHI SURAJKUND ROAD, FARIDABAD
SCHEDULE OF FIXED ASSETS AS ON 31.03.2017

DETAIL OF ASSETS	DEP. RATE	GROSS BLOCK					DEPRECIATION BLOCK			NET BLOCK	
		GROSS AS ON 01.04.16	ADDITION BEFORE 01.10.16	AFTER 01.10.16	TRANSFER/ SALE	GROSS BLOCK	AS ON 01.04.16	FOR THE YEAR	AS ON 31.03.17	WDV AS ON 31.03.2017	WDV AS ON 31.03.2016
LAND	NIL	-	-	-	-	-	-	-	-	-	
BUILDING	10%	530,334,654	-	-	-	530,334,654	277,421,732	302,713,024	227,621,630	252,912,922	
EQUIPMENTS:											
LAB EQUIPMENTS:											
Computer Lab	60%	22,018,156	5,700,000	-	-	27,718,156	22,010,594	3,424,537	2,283,025	7,562	
Electronics Lab	15%	7,477,703	-	245,296	-	7,722,999	5,176,812	363,531	2,182,656	2,300,891	
Mechanical Lab	15%	10,727,704	72,072	82,721	-	10,882,497	5,939,481	735,248	4,207,768	4,788,223	
Physics Lab	15%	1,215,240	7,000	-	-	1,222,240	713,980	76,239	432,021	501,260	
Chemistry Lab	15%	838,780	70,081	81,031	-	989,892	391,029	83,752	474,781	447,751	
Research & Development Lab	15%	4,969,857	638,020	-	-	5,607,877	812,627	719,288	4,075,962	4,157,230	
OFFICE & ELECTRIC EQUIPMENTS	15%	46,576,845	743,790	632,196	-	47,952,831	28,495,503	2,871,185	16,586,143	18,081,342	
COMPUTERS	60%	14,488,103	570,600	355,235	-	15,413,938	12,527,408	1,625,348	1,261,182	1,960,695	
VEHICLES:											
Car	15%	1,477,578	-	-	-	1,477,578	1,118,303	53,891	305,384	359,275	
Van	15%	233,595	-	-	33,878	199,717	199,717	199,717	-	33,878	
Scooter	15%	48,828	-	-	-	48,828	48,828	-	-	-	
Motor Cycle	15%	61,185	-	-	-	61,185	53,261	1,189	6,735	7,924	
Cycle	15%	1,872	-	-	-	1,872	1,872	-	-	-	
FURNITURE & FIXTURES	10%	40,145,713	6,356,766	1,176,897	-	47,679,376	19,868,221	2,722,271	25,088,884	20,277,492	
BOOKS	60%	8,974,377	14,341	2,783,892	-	11,772,610	8,020,254	1,416,246	2,336,110	954,123	
SOFTWARE	60%	2,913,921	-	368,555	-	3,302,476	1,711,317	838,129	753,030	1,202,604	
TOTAL (A)		692,504,111	14,172,670	5,745,823	33,878	712,868,726	384,510,939	40,222,146	424,733,085	307,993,172	
CWIP (B)	NIL	59,479,442	15,239,957	16,864,078	-	91,583,477	-	-	91,583,477	59,479,442	
TOTAL (A+B)		751,983,553	29,412,627	22,609,901	33,878	803,972,203	384,510,939	40,222,146	424,733,085	367,472,614	

NOTE: DEPRECIATION HAS BEEN PROVIDED ON W.D.V. METHOD AS PER RATE SPECIFIED IN I.T.ACT, 1961

PREVIOUS YEAR FIGURES ARE RE-ARRANGED/RECLASSIFIED.

FOR MOHTA GUPTA AND ASSOCIATES

CHARTERED ACCOUNTANTS

(BIRM REGN No. : 00777N)

Sector 11,

Faridabad

MEMBERSHIP No. : 085901

PLACE : FARIDABAD

DATE: 10.03.17

A. C. GUPTA

Chartered Accountant

Membership No. 85901

For MANAV RACHNA UNIVERSITY

(Auth. Signatory)

(Auth. Signatory)