

**MANAV RACHNA INTERNATIONAL UNIVERSITY**  
**(TRUST CONSOLIDATED)**  
**5- E / 1A , B.P. NIT FARIDABAD**  
**BALANCE SHEET AS ON 31ST MARCH 2017**

<b><u>SOURCES OF FUNDS :</u></b>	<b><u>SCHEDULE</u></b>	<b><u>AMOUNT (RS.)</u></b>
CORPUS FUND		24,322,770
RESERVE AND SURPLUS		321,607,133
SECURED LOANS	"A"	438,101,161
UNSECURED LOANS		223,382,506
LONG TERM LIABILITIES	"B"	18,234,562
<b>TOTAL</b>		<b><u>1,025,648,132</u></b>
<b><u>APPLICATION OF FUNDS :</u></b>		
<b><u>FIXED ASSETS</u></b>		
GROSS BLOCK	"C"	1,590,785,157
LESS : DEPRECIATION		654,882,837
<b>NET BLOCK</b>		<b><u>935,902,320</u></b>
<b><u>CURRENT ASSETS</u></b>		
FIXED DEPOSIT WITH BANK	"D"	97,355,556
CONSUMABLE STOCK		3,506,903
SUNDRY DEBTORS	"E"	44,805,225
CASH & BANK BALANCE		6,681,248
ADVANCES	"F"	44,627,728
		<b><u>196,976,660</u></b>
<b><u>CURRENT LIABILITIES &amp; PROVISIONS</u></b>		
SUNDRY CREDITORS		73,766,486
OTHER CURRENT LIABILITIES	"G"	37,920,792
EXPENSES PAYABLE	"H"	47,472,780
		<b><u>159,160,058</u></b>
<b>NET CURRENT ASSETS</b>		<b><u>37,816,602</u></b>
DEFERRED REVENUE EXPENDITURE		51,929,209
<b>TOTAL</b>		<b><u>1,025,648,132</u></b>

IN TERMS OF OUR SEPARATE REPORT OF EVEN DATE ATTACHED

FOR PARVEEN S BANSAL & CO  
 CHARTERED ACCOUNTANTS  
 FIRM REGN NO.:- 012677N

NAME : PARVEEN BANSAL  
 (PARTNER)

ADDRESS : 108 / 16A , FARIDABAD  
 MEMBERSHIP No. : 093611  
 PLACE : FARIDABAD  
 DATE : 13-09-2017

FOR MANAV RACHNA INTERNATIONAL UNIVERSITY

  
 TRUSTEE

  
 TRUSTEE

**MANAV RACHNA INTERNATIONAL UNIVERSITY**

**(TRUST CONSOLIDATED)**

**5- E / 1A , B.P., NIT, FARIDABAD**

**INCOME AND EXPENDITURE ACCOUNT FOR THE YEAR ENDED ON 31ST MARCH 2017**

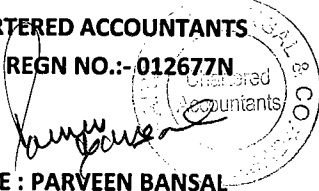
	<b><u>SCHEDULE</u></b>	<b><u>AMOUNT (RS.)</u></b>
<b><u>INCOME :</u></b>		
ACADEMIC FEES		900,749,665
INTEREST INCOME		6,378,681
OTHER RECEIPTS	"I"	64,034,218
DONATION RECEIVED		400,000
<b>TOTAL OF INCOME</b>		<b><u>971,562,564</u></b>
<b><u>EXPENSES :</u></b>		
PERSONNEL EXPENSES	"J"	448,933,712
STUDENT WELFARE & TRAINING EXPENSES	"K"	53,299,560
BOOKS & JOURNALS EXPENSES		7,068,695
RESEARCH & DEVELOPMENT EXPENSES		14,366,163
IT & COMMUNICATION EXPENSES		12,828,401
OPERATIONAL & ADMINISTRATIVE EXPENSES	"L"	229,434,693
FINANCIAL EXPENSES	"M"	74,584,929
<b>TOTAL OF EXPENSES</b>		<b><u>840,516,153</u></b>
<b>EXCESS OF INCOME OVER EXPENSES BEFORE DEPRECIATION</b>		<b>131,046,411</b>
DEPRECIATION	"C"	90,366,209
<b>EXCESS OF INCOME OVER EXPENSES AFTER DEPRECIATION</b>		<b>40,680,202</b>
<b>INCOME BROUGHT FORWARD FROM LAST YEAR</b>		<b>280,926,931</b>
<b>BALANCE CARRIED TO BALANCE SHEET</b>		<b>321,607,133</b>

IN TERMS OF OUR SEPARATE REPORT OF EVEN DATE ATTACHED

**FOR PARVEEN S BANSAL & CO**

**CHARTERED ACCOUNTANTS**

**FIRM REGN NO.:- 012677N**



**NAME : PARVEEN BANSAL**

**(PARTNER)**

**ADDRESS : 108 / 16A , FARIDABAD**

**MEMBERSHIP No. : 093611**

**PLACE : FARIDABAD**

**DATE : 13-09-2017**

**FOR MANAV RACHNA INTERNATIONAL UNIVERSITY**

**TRUSTEE**

**TRUSTEE**

**MANAV RACHNA INTERNATIONAL UNIVERSITY**  
**(TRUST CONSOLIDATED)**  
**SCHEDULES FORMING PART OF BALANCE SHEET**

**AS ON**  
**31 ST MARCH 2017**

<b>SCHEDULE-" A"</b>	
<b>SECURED LOAN</b>	<b>AMOUNT (RS.)</b>
PUNJAB NATIONAL BANK	377,302,349
ALLAHABAD BANK	51,302,433
HDFC BANK LTD.	670,197
RELIANCE COMMERCIAL FINANCE LTD	6,542,986
KOTAK MAHINDRA BANK	2,283,196
<b>TOTAL</b>	<b>438,101,161</b>

<b>SCHEDULE-" B"</b>	
<b>LONG TERM LIABILITIES</b>	<b>AMOUNT (RS.)</b>
SECURITY FROM STUDENTS	3,148,000
SECURITY FROM STAFF	2,313,729
SECURITY FROM CONTRACTORS	248,860
OTHER LONG TERM LIABILITIES	12,523,973
<b>TOTAL</b>	<b>18,234,562</b>

<b>SCHEDULE-" D"</b>	
<b>FIXED DEPOSIT WITH BANK</b>	<b>AMOUNT (RS.)</b>
PUNJAB NATIONAL BANK INCL. ACCRUED INTEREST	42,277,574
ALLAHABAD BANK INCL. ACCRUED INTEREST	55,077,982
<b>TOTAL</b>	<b>97,355,556</b>

<b>SCHEDULE-" E"</b>	
<b>SUNDRY DEBTORS</b>	<b>AMOUNT (RS.)</b>
FEES RECEIVABLE FROM STUDENTS	43,474,969
OTHER RECEIVABLE	1,330,256
<b>TOTAL</b>	<b>44,805,225</b>

For MANAV RACHNA INTERNATIONAL UNIVERSITY



TRUSTEE

TRUSTEE


**MANAV RACHNA INTERNATIONAL UNIVERSITY**  
**(TRUST CONSOLIDATED)**  
**SCHEDULES FORMING PART OF BALANCE SHEET**

**AS ON**  
**31 ST MARCH 2017**


<b>ADVANCES</b>	<b>SCHEDULE-" F" AMOUNT (RS.)</b>
ADVANCE /IMPREST TO STAFF	868,021
ADVANCE TO SUPPLIERS	33,900,243
SECURITY DEPOSIT	1,745,500
PREPAID EXPENSES	2,334,715
TDS RECEIVABLE	3,240,674
RECOVERABLE IN CASH OR IN KIND	2,538,574
<b>TOTAL</b>	<b>44,627,728</b>

<b>OTHER CURRENT LIABILITIES</b>	<b>SCHEDULE-" G" AMOUNT (RS.)</b>
SECURITY FROM STUDENTS, PAYABLE WITHIN ONE YEAR	13,684,490
FEES RECEIVED IN ADVANCE	9,777,624
OTHER CURRENT LIABILITIES	14,458,678
<b>TOTAL</b>	<b>37,920,792</b>

<b>EXPENSES PAYABLE</b>	<b>SCHEDULE-" H" AMOUNT (RS.)</b>
TDS PAYABLE	5,421,374
P.F. & E.S.I. PAYABLE	437,743
W.C.T. PAYABLE	146,166
SALARY & WAGES PAYABLE	29,210,295
AUDIT FEE PAYABLE	420,000
OTHER EXPENSES PAYABLE	11,837,202
<b>TOTAL</b>	<b>47,472,780</b>



**For MANAV RACHNA INTERNATIONAL UNIVERSITY**

  
**TRUSTEE**

  
**TRUSTEE**

**MANAV RACHNA INTERNATIONAL UNIVERSITY**  
**(TRUST CONSOLIDATED)**  
**SCHEDULES FORMING PART OF INCOME AND EXPENDITURE ACCOUNT**


**FOR YEAR ENDED ON**  
**31ST MARCH, 2017**

<b>OTHER RECEIPTS</b>	<b>SCHEDULE-"I"</b>
	<b>AMOUNT (RS.)</b>
HOSTEL FEES	5,613,217
TRANSPORT FEES	34,453,171
PROSPECTUS FEES	4,294,400
OTHER INCOME & RECEIPTS	19,573,430
<b>TOTAL</b>	<b>64,034,218</b>

<b>PERSONNEL EXPENSES</b>	<b>SCHEDULE-"J"</b>
	<b>AMOUNT (RS.)</b>
SALARY TO FACULTY INCLUDING ALL ALLOWANCES	266,693,123
SALARY TO NON TEACHING STAFF	88,432,342
CONTRACTUAL SALARY	38,937,276
VISITING FACULTY & KNOWLEDGE PARTNERS	41,498,432
EMPLOYER SHARE TO P.F. & E.S.I.	2,519,101
FACULTY & STAFF WELFARE	10,853,438
<b>TOTAL</b>	<b>448,933,712</b>

<b>STUDENT WELFARE &amp; TRAINING EXPENSES</b>	<b>SCHEDULE-"K"</b>
	<b>AMOUNT (RS.)</b>
STUDENT WELFARE	10,061,946
FEES CONCESSION & TUITION FEES WAIVER	24,489,560
STUDENT TRAINING & LAB CONSUMABLES	12,073,484
SPORTS EXPENSES	6,674,570
<b>TOTAL</b>	<b>53,299,560</b>

For MANAV RACHNA INTERNATIONAL UNIVERSITY



TRUSTEE

TRUSTEE


**MANAV RACHNA INTERNATIONAL UNIVERSITY**  
**(TRUST CONSOLIDATED)**  
**SCHEDULES FORMING PART OF INCOME AND EXPENDITURE ACCOUNT**

**FOR YEAR ENDED ON**  
**31ST MARCH, 2017**

<b>OPERATIONAL &amp; ADMINISTRATIVE EXPENSES</b>	<b>SCHEDULE-" L"</b>
	<b>AMOUNT (RS.)</b>
ELECTRICITY EXPENSES	23,233,238
REPAIR AND MAINTENANCE (BUILDING)	3,672,502
REPAIR AND MAINTENANCE (OTHER)	12,182,020
MAINTENANCE - PUBLIC HEALTH	1,195,497
LEGAL AND PROFESSIONAL CHARGES	3,271,037
PRINTING AND STATIONERY	19,459,690
LEASE RENT	4,338,645
FACULTY & STAFF DEVELOPMENT	2,471,155
STUDENT SEMINARS AND EVENTS EXPENSES	30,908,451
INSURANCE EXPENSES	935,959
POSTAGE EXPENSES	98,109
HOSTEL EXPENSES	9,554,656
TRANSPORT EXPENSES	36,380,397
EXAMINATION & INSPECTION EXPENSES	6,432,466
AUDIT FEE	460,000
CRC EXPENSES	839,514
PUBLIC RELATION CHARGES	8,008,478
STUDENT EVALUATION & ASSESSMENT EXPENSES	26,878,000
STUDENT ADMISSION EXPENSES	33,802,366
TRAVELLING & CONVEYANCE	3,421,282
OTHER ADMINISTRATIVE EXP.	1,891,231
<b>TOTAL</b>	<b>229,434,693</b>

<b>FINANCIAL EXPENSES</b>	<b>SCHEDULE-" M"</b>
	<b>AMOUNT (RS.)</b>
INTEREST ON SECURED LOAN	40,378,779
INTEREST ON UNSECURED LOAN	24,317,437
FINANCE CHARGES	9,888,713
<b>TOTAL</b>	<b>74,584,929</b>

For MANAV RACHNA INTERNATIONAL UNIVERSITY



TRUSTEE

TRUSTEE

MANAV RACHNA INTERNATIONAL UNIVERSITY

(TRUST CONSOLIDATED)

5-E/1-A, B. P., NIT, FARIDABAD

DEPRECIATION CHART AS ON 31-03-2017

SCHEDULE "C"

DETAIL OF ASSETS	DEP. RATE	GROSS VALUE AS ON 01.04.2016	ADDITION BEFORE 180 DAYS	ADDITION AFTER 180 DAYS	TRANSFER/ SALE	GROSS BLOCK	DEPRECIATION UPTO 31.03.2016	DEPRECIATION FOR THE YEAR	TOTAL DEPRECIATION	WDV AS ON 31.03.2017	WDV AS ON 31.03.2016
<b>LAND &amp; BUILDING</b>											
LAND	NIL	12,615,070	-	-	-	12,615,070	-	-	-	12,615,070	12,615,070
BUILDING	10%	542,132,693	-	1,252,790	-	543,385,483	191,030,419	35,172,867	226,203,286	317,182,197	351,102,274
<b>VEHICLES</b>											
BUSES	15%	67,248,613	-	-	-	67,248,613	49,300,462	2,692,223	51,992,685	15,255,928	17,948,151
OTHER VEHICLES	15%	13,577,156	982,115	3,118,473	25,939	17,651,805	7,391,491	1,305,162	8,696,653	8,955,153	6,185,665
<b>LAB EQUIPMENTS</b>											
COMPUTER LAB	60%	73,435,134	21,203,225	3,181,199	652	97,818,906	67,330,104	17,338,922	84,669,026	13,149,880	6,105,030
ELECTRONIC LAB	15%	6,868,524	-	250,000	-	7,118,524	4,339,938	398,039	4,737,977	2,380,547	2,528,586
MECHANICAL LAB	15%	2,336,078	-	-	-	2,336,078	1,091,366	186,707	1,278,073	1,058,005	1,244,712
PHYSICS LAB	15%	251,575	-	-	-	251,575	175,161	11,462	186,623	64,952	76,414
CHEMISTRY LAB	15%	1,768,964	-	-	-	1,768,964	1,116,092	97,931	1,214,023	554,941	652,872
BIOTECH LAB	15%	12,817,438	-	-	-	12,817,438	6,991,360	873,912	7,865,272	4,952,166	5,826,078
CIVIL LAB	15%	1,292,195	-	-	-	1,292,195	653,944	95,738	749,682	542,513	638,251
APPLIED SCIENCES LAB	15%	475,985	-	1,513,057	-	1,513,057	-	113,479	113,479	1,399,578	1,399,578
ASH LAB	15%	7,945,331	1,026,342	17,815,444	-	26,787,117	1,172,099	29,479	308,935	167,050	196,529
R & D LAB & EQUIPMENTS	15%	20,634,524	-	582,000	-	21,216,524	17,984,658	2,506,094	3,678,193	23,108,924	6,773,232
<b>SOFTWARE</b>	60%	210,554,390	-	-	-	210,554,390	93,085,261	14,077,512	107,162,773	127,823,062	117,469,129
<b>FURNITURE &amp; FIXTURES</b>	10%	195,883,515	22,180,554	2,250,891	-	218,314,960	86,676,417	12,169,534	98,845,951	112,513,257	109,207,098
<b>OFFICE &amp; ELECTRICAL EQUIPMENTS</b>	10%	38,031,140	9,501,775	5,974,920	1,002	48,509,847	35,898,400	1,532,628	37,431,028	1,385,933	2,132,740
<b>LIBRARY BOOKS</b>	60%	1,207,868,325	54,951,470	36,667,136	-	1,299,486,931	564,516,628	90,366,209	654,882,837	644,576,502	643,351,697
<b>TOTAL (A)</b>		72,772,608	65,905,743	20,728,314	27,593	1,299,486,931	564,516,628	90,366,209	654,882,837	644,576,502	643,351,697
<b>CWIP (FARIDABAD)</b>	NIL	131,919,154	65,905,743	20,728,314	-	218,552,201	-	-	-	159,406,665	72,772,608
<b>CWIP (SONEPAT)</b>	NIL	204,691,762	65,905,743	20,728,314	-	291,325,819	-	-	-	131,919,154	131,919,154
<b>TOTAL CWIP (B)</b>		1,412,560,087	120,857,213	57,395,450	27,593	1,590,785,157	564,516,628	90,366,209	654,882,837	935,902,321	848,043,459
<b>GRAND TOTAL (A+B)</b>											

IN TERMS OF OUR SEPARATE REPORT OF EVEN DATE ATTACHED

FOR PARVEEN S. BANSAL & CO.  
CHARTERED ACCOUNTANTS  
FIRM REGD. NO. 1032677N



ADDRESS: 108/1, 5th, FARIDABAD  
MEMBERSHIP No.: 093611  
PLACE : FARIDABAD  
DATE : 13-09-2017

For MANAV RACHNA INTERNATIONAL UNIVERSITY  
TRUSTEE