

**MANAV RACHNA INTERNATIONAL UNIVERSITY**  
**5- E/1A, B.P., NIT, FARIDABAD**  
**BALANCE SHEET AS ON 31ST MARCH, 2016**


<u>SOURCES OF FUNDS :</u>	<u>SCHEDULE</u>	<u>AMOUNT (RS.)</u>
CORPUS FUND		24,322,770
RESERVE AND SURPLUS		280,926,931
SECURED LOANS	"A"	277,261,216
UNSECURED LOANS		201,936,205
LONG TERM LIABILITIES	"B"	41,621,041
<b>TOTAL</b>		<b>826,068,163</b>
<u>APPLICATION OF FUNDS :</u>		
<u>FIXED ASSETS</u>		
GROSS BLOCK	"C"	1,280,640,933
LESS : DEPRECIATION		564,516,628
NET BLOCK		716,124,305
CWIP-MRIU SONIPAT PROJECT		131,919,154
		<b>848,043,459</b>
<u>CURRENT ASSETS</u>		
FIXED DEPOSIT WITH BANK	"D"	63,797,837
CONSUMABLE STOCK		3,144,443
SUNDRY DEBTORS	"E"	29,229,395
CASH & BANK BALANCE		5,119,604
LOANS & ADVANCES	"F"	38,732,813
		<b>140,024,092</b>
<u>CURRENT LIABILITIES &amp; PROVISIONS</u>		
SUNDRY CREDITORS		85,880,071
OTHER CURRENT LIABILITIES	"G"	47,968,104
EXPENSES PAYABLE	"H"	57,994,114
		<b>191,842,289</b>
NET CURRENT ASSETS		<b>(51,818,196)</b>
DEFERRED REVENUE EXPENDITURE		29,842,900
<b>TOTAL</b>		<b>826,068,163</b>

IN TERMS OF OUR SEPARATE REPORT OF EVEN DATE ATTACHED

FOR PARVEEN S. BANSAL & CO.

CHARTERED ACCOUNTANTS

FIRM REG. NO : 012677N



PARVEEN BANSAL

(PARTNER)

ADDRESS : 108 / 16A , FARIDABAD

MEMBERSHIP No. : 093611

PLACE : FARIDABAD

DATE : 15-09-2016

For MANAV RACHNA INTERNATIONAL UNIVERSITY

  
TRUSTEE

  
TRUSTEE

**MANAV RACHNA INTERNATIONAL UNIVERSITY**  
**5- E/1A, B.P., NIT, FARIDABAD**  
**INCOME AND EXPENDITURE ACCOUNT FOR THE YEAR ENDED ON 31ST MARCH, 2016**

<u>INCOME :</u>	<u>SCHEDULE</u>	<u>AMOUNT (RS.)</u>
ACADEMIC FEES		849,844,017
INTEREST INCOME		2,866,069
OTHER RECEIPTS	"I"	64,847,350
DONATION RECEIVED		250,000
<b>TOTAL OF INCOME</b>		<b>917,807,436</b>
 <u>EXPENSES :</u>		
PERSONNEL EXPENSES	"J"	422,113,464
STUDENT WELFARE & TRAINING EXPENSES	"K"	37,260,361
BOOKS & JOURNALS EXPENSES		8,290,671
RESEARCH & DEVELOPMENT EXPENSES		7,517,145
IT & COMMUNICATION EXPENSES		28,944,432
OPERATIONAL & ADMINISTRATIVE EXPENSES	"L"	222,350,402
FINANCIAL EXPENSES	"M"	66,362,098
<b>TOTAL OF EXPENSES</b>		<b>792,838,573</b>
 EXCESS OF INCOME OVER EXPENSES BEFORE DEPRECIATION		 124,968,863
 DEPRECIATION	 "C"	 84,414,273
 EXCESS OF INCOME OVER EXPENSES AFTER DEPRECIATION		 40,554,590
INCOME BROUGHT FORWARD FROM LAST YEAR		240,372,341
BALANCE CARRIED TO BALANCE SHEET		280,926,931

IN TERMS OF OUR SEPARATE REPORT OF EVEN DATE ATTACHED

FOR PARVEEN S. BANSAL & CO.

CHARTERED ACCOUNTANTS

MEM REGN. No. : 012677N

Chartered  
Accountants

FARIDABAD

NAME: PARVEEN BANSAL

(PARTNER)

ADDRESS : 108/16A, FARIDABAD

MEMBERSHIP No. : 093611

PLACE: FARIDABAD

DATE : 15-09-2016

For MANAV RACHNA INTERNATIONAL UNIVERSITY

  
TRUSTEE

  
TRUSTEE

MANAV RACHNA INTERNATIONAL UNIVERSITY

SCHEDULES FORMING PART OF BALANCE SHEET

AS ON  
31ST MARCH, 2016

SCHEDULE-" A"	
SECURED LOAN	AMOUNT (RS.)
PUNJAB NATIONAL BANK	112,355,425
ICICI BANK LTD.	80,461
ALLAHABAD BANK	47,075,647
HDFC BANK LTD.	700,435
AXIS BANK LTD.	103,593,778
RELIANCE CAPITAL LTD.	13,455,470
<b>TOTAL</b>	<b>277,261,216</b>


SCHEDULE-" B"	
LONG TERM LIABILITIES	AMOUNT (RS.)
SECURITY FROM STUDENTS	26,356,221
SECURITY FROM STAFF	2,308,785
SECURITY FROM CONTRACTORS	427,000
RENT PAYABLE	12,529,035
<b>TOTAL</b>	<b>41,621,041</b>

SCHEDULE-" D"	
FIXED DEPOSIT WITH BANK	AMOUNT (RS.)
PUNJAB NATIONAL BANK INCL. ACCRUED INTEREST	2,674,477
ALLAHABAD BANK INCL. ACCRUED INTEREST	51,712,849
AXIS BANK LTD. INCL. ACCRUED INTEREST	9,410,511
<b>TOTAL</b>	<b>63,797,837</b>

SCHEDULE-" E"	
SUNDRY DEBTORS	AMOUNT (RS.)
FEES RECEIVABLE FROM STUDENTS	29,029,395
OTHER RECEIVABLE	200,000
<b>TOTAL</b>	<b>29,229,395</b>



For MANAV RACHNA INTERNATIONAL UNIVERSITY

  
TRUSTEE

  
TRUSTEE

MANAV RACHNA INTERNATIONAL UNIVERSITY

SCHEDULES FORMING PART OF BALANCE SHEET


AS ON  
31ST MARCH, 2016

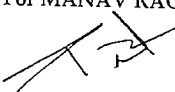
SCHEDULE-" F"	
LOANS & ADVANCES	AMOUNT (RS.)
ADVANCE /IMPREST TO STAFF	2,218,666
ADVANCE TO SUPPLIERS	26,705,932
SECURITY DEPOSIT	1,619,500
PREPAID EXPENSES	1,780,825
TDS RECEIVABLE	3,878,375
ADVANCES RECOVERABLE IN CASH OR IN KIND	2,529,515
<b>TOTAL</b>	<b>38,732,813</b>

SCHEDULE-" G"	
OTHER CURRENT LIABILITIES	AMOUNT (RS.)
SECURITY FROM STUDENTS, PAYABLE WITHIN ONE YEAR	11,218,716
UNPRESENTED CHEQUES	20,040,792
FEES RECEIVED IN ADVANCE	8,073,305
OTHER CURRENT LIABILITIES	8,635,291
<b>TOTAL</b>	<b>47,968,104</b>

SCHEDULE-" H"	
EXPENSES PAYABLE	AMOUNT (RS.)
TDS PAYABLE	4,830,221
P.F. & E.S.I. PAYABLE	381,634
W.C.T. PAYABLE	11,347
SCHOLARSHIP PAYABLE	1,762,471
SALARY & WAGES	37,810,540
AUDIT FEE PAYABLE	97,613
EXPENSES PAYABLE	13,100,288
<b>TOTAL</b>	<b>57,994,114</b>

For MANAV RACHNA INTERNATIONAL UNIVERSITY



  
TRUSTEE

  
TRUSTEE

MANAV RACHNA INTERNATIONAL UNIVERSITY

SCHEDULES FORMING PART OF INCOME AND EXPENDITURE ACCOUNT

FOR YEAR ENDED  
ON 31ST MARCH,  
2016

OTHER RECEIPTS	SCHEDULE-"I" AMOUNT (RS.)
HOSTEL FEES	6,550,221
TRANSPORT FEES	35,814,641
PROSPECTUS FEES	4,171,718
OTHER INCOME/RECEIPTS	18,310,770
TOTAL	64,847,350

PERSONNEL EXPENSES	SCHEDULE-"J" AMOUNT (RS.)
SALARY TO FACULTY INCLUDING ALL ALLOWANCES	268,857,694
SALARY TO NON TEACHING STAFF	105,600,421
SALARY TO TRANSPORT DEPTT.	1,004,678
VISITING FACULTY & KNOWLEDGE PARTNERS	35,629,063
EMPLOYER SHARE TO P.F. & E.S.I.	2,474,003
FACULTY & STAFF WELFARE	8,547,605
TOTAL	422,113,464

STUDENT WELFARE & TRAINING EXPENSES	SCHEDULE-"K" AMOUNT (RS.)
SPORTS EXPENSES	1,311,335
FEES CONCESSION & TUITION FEES WAIVER	17,441,100
STUDENT WELFARE	10,650,546
STUDENT TRAINING & CONSUMABLE STORE	7,857,380
TOTAL	37,260,361



For MANAV RACHNA INTERNATIONAL UNIVERSITY

  
TRUSTEE

  
TRUSTEE


MANAV RACHNA INTERNATIONAL UNIVERSITY

SCHEDULES FORMING PART OF INCOME AND EXPENDITURE ACCOUNT

FOR YEAR ENDED  
ON 31ST MARCH,  
2016

OPERATIONAL & ADMINISTRATIVE EXPENSES	AMOUNT (RS.)
ELECTRICITY EXPENSES	23,638,098
REPAIR AND MAINTENANCE (BUILDING)	12,700,373
REPAIR AND MAINTENANCE (OTHER)	9,221,932
MAINTENANCE - PUBLIC HEALTH	694,561
LEGAL AND PROFESSIONAL CHARGES	2,093,832
PRINTING AND STATIONERY	11,349,138
LEASE RENT	3,475,905
FACULTY & STAFF DEVELOPMENT	2,307,349
TELEPHONE EXPENSES	2,163,020
HORTICULTURE EXPENSES	2,120,333
INSURANCE EXPENSES	850,952
POSTAGE EXPENSES	136,773
HOSTEL EXPENSES	10,085,275
TRANSPORT EXPENSES	39,771,161
EXAMINATION & INSPECTION EXPENSES	4,730,183
AUDIT FEE	343,500
CRC EXPENSES	874,855
PUBLIC RELATION CHARGES	16,946,394
STUDENT ADMISSION EXPENSES	70,155,167
DONATION PAID	916,100
TRAVELLING EXPENSES	2,365,974
OTHER ADMINISTRATIVE EXP.	5,409,528
TOTAL	222,350,402

FINANCIAL EXPENSES	AMOUNT (RS.)
INTEREST ON SECURED LOAN	32,889,901
INTEREST ON UNSECURED LOAN	29,036,624
FINANCE CHARGES	4,435,574
TOTAL	66,362,098



For MANAV RACHNA INTERNATIONAL UNIVERSITY

  
TRUSTEE

  
TRUSTEE

**MANAV RACHNA INTERNATIONAL UNIVERSITY**  
5-FI-A, B, P., NIT, FARIDABAD  
**DEPRECIATION CHART AS ON 31.03.2016**


DETAIL OF ASSETS	DEP. RATE	GROSS VALUE AS ON 01.04.2015	ADDITION BEFORE 180 DAYS	ADDITION AFTER 180 DAYS	TRANSFER /SALE	GROSS VALUE AS ON 31.03.2016	DEPRECIATION UPTO 31.03.2015	DEPRECIATION FOR THE YEAR	TOTAL DEPRECIATION	WDV AS ON 31.03.2016	WDV AS ON 31.03.2015
LAND & BUILDING											
LAND BUILDING	NIL	12,615,070	-	1,492,737	-	12,615,070	152,101,983	38,928,434	191,030,417	12,615,070	12,615,070
VEHICLES	10%	534,731,155	5,908,801	-	-	542,132,693	-	-	-	351,102,276	382,629,172
OTHER VEHICLES	15%	12,849,154	-	728,000	-	13,577,154	6,364,138	1,027,352	7,391,490	6,185,666	6,485,016
BUSES	15%	77,288,900	-	-	10,040,287	67,248,613	46,133,141	3,167,321	49,300,462	17,948,151	31,155,759
LAB EQUIPMENTS											
COMPUTER LAB	60%	66,637,597	4,955,089	1,842,448	-	73,435,134	59,554,393	7,775,708	67,330,101	6,105,033	7,083,203
ELECTRONIC LAB	15%	6,730,524	138,000	-	-	6,868,524	3,893,717	446,221	4,339,938	2,528,586	2,836,807
MECHANICAL LAB	15%	1,508,978	-	-	-	1,508,978	871,711	95,590	967,301	541,677	637,267
PHYSICS LAB	15%	251,575	-	-	-	251,575	161,676	13,485	175,161	76,414	89,899
CHEMISTRY LAB	15%	1,768,964	-	-	-	1,768,964	1,000,879	13,485	1,116,092	652,872	768,085
BIO TECH LAB	15%	10,777,862	516,585	1,522,991	-	12,817,438	6,097,610	893,750	6,991,360	5,826,078	4,680,252
CIVIL LAB EQUIPMENTS	15%	1,292,195	-	-	-	1,292,195	541,311	112,633	653,944	638,251	750,584
ASH LAB EQUIPMENTS	15%	475,985	-	-	-	475,985	244,774	34,682	279,456	196,529	231,212
R & D LAB AND EQUIPMENTS	15%	2,192,147	2,927,185	3,295,247	-	8,414,579	1,644,411	990,382	1,154,793	7,259,786	2,027,736
SOFTWARE	60%	16,974,904	2,477,300	987,578	150,714	20,289,068	14,864,058	2,958,733	17,822,791	2,466,277	2,110,846
FURNITURE & FIXTURES	10%	206,424,142	264,484	4,211,220	-	210,899,846	80,408,561	12,838,568	93,247,129	117,652,717	126,015,581
OFFICE & ELECTRICAL EQUIPMENTS	10%	190,331,030	2,671,236	3,239,098	-	196,241,364	74,839,563	11,978,225	86,817,788	109,423,576	115,491,467
LIBRARY BOOKS	60%	37,410,266	406,026	214,848	-	38,031,140	32,860,425	3,037,973	35,898,398	2,132,742	4,549,841
TOTAL (A)		1,180,260,452	20,264,706	17,534,167	10,191,001	1,207,868,325	480,102,353	84,414,273	564,516,628	643,351,696	700,158,099
CWIP (FARIDABAD)	NIL	8,396,114	215,450	65,132,158	971,114	72,772,608	-	-	-	72,772,608	8,396,114
TOTAL CWIP (B)		8,396,114	215,450	65,132,158	971,114	72,772,608	-	-	-	72,772,608	8,396,114
GRAND TOTAL (A+B)		1,188,656,566	20,480,156	82,666,325	11,162,115	1,280,640,933	480,102,353	84,414,273	564,516,628	716,124,305	708,554,213

IN TERMS OF OUR SEPARATE REPORT OF EVEN DATE ATTACHED

**S. PARVEEN S. BANSAL & CO.**  
CHARTERED ACCOUNTANTS  
Chartered Firm No. : 012677N  
Accountants  
FARIDABAD  
S. PARVEEN S. BANSAL  
(PARTNER)

ADDRESS : 108/16A, FARIDABAD  
MEMBERSHIP No. : 093611

PLACE : FARIDABAD  
DATE : 15-09-2016

For MANAV RACHNA INTERNATIONAL UNIVERSITY  
  
TRUSTEE